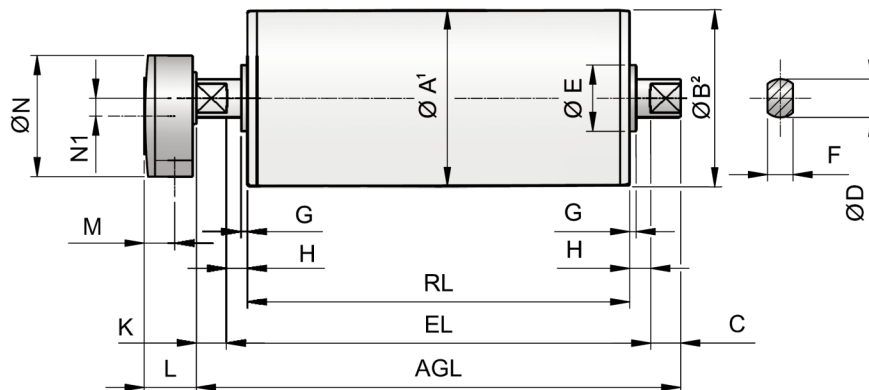


# Motorized Pulley 138E, Ø 5.45 in. (138 mm)

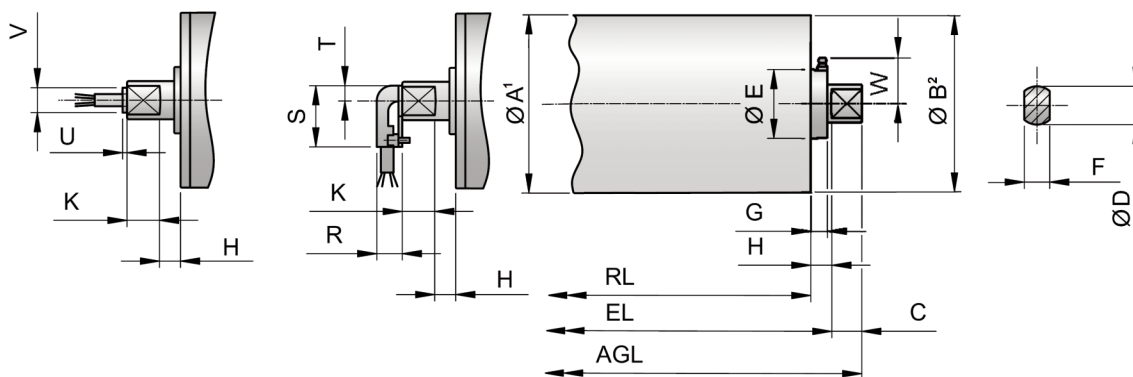
Motorized Pulley with Terminal box



Motorized Pulley with cable straight connector

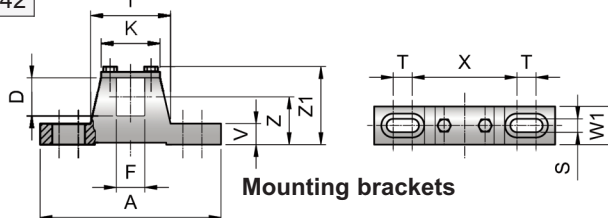
Elbow connector (not for TS7N)

Idler Pulley<sup>3</sup> TS7N version



Motorized Pulley or idler Pulley (UT)											Compact terminal box				Straight connector		Elbow connector		
Model	A in	B in	C in	D in	E in	F in	G in	H in	K in	W in	L in	M in	N in	N1 in	U in	V in	R in	S in	T in
138E	5.45	5.39	0.93	1.18	2.13	0.79	0.20	0.65	0.93	—	1.61	0.95	3.74	0.55	0.14	0.77	0.79	1.89	0.47
UT138E	5.45	5.45	0.93	1.18	2.13	0.79	0.53	0.65	—	1.42									

- 1 A dimension is outer diameter of unlagged pulley shell at pulley centerline.
- 2 B dimension is outer diameter of unlagged pulley shell at each end of shell.
- 3 Idler pulley shown is non-crowned TS7N version with regreasable seals.



Motorized Pulleys	Material	Bracket Size	Part Number	Dimensions												Weight
				A in	D in	F in	I in	K in	S in	T in	V in	W1 in	X in	Z in	Z1 in	
138E	Cast iron painted	KL30	S2YAKL	7.09	1.18	0.79	3.39	2.24	0.43	0.67	0.47	0.95	4.33	1.75	2.83	1.54
	Cast iron Ni plated		S2YAKM													
	Stainless steel		S3KL33													